


Stainless Steel Magnetic Drive Centrifugal Pumps

efficient – robust – safe



MKP

Magnetic drive chemical process pump

MKP-S

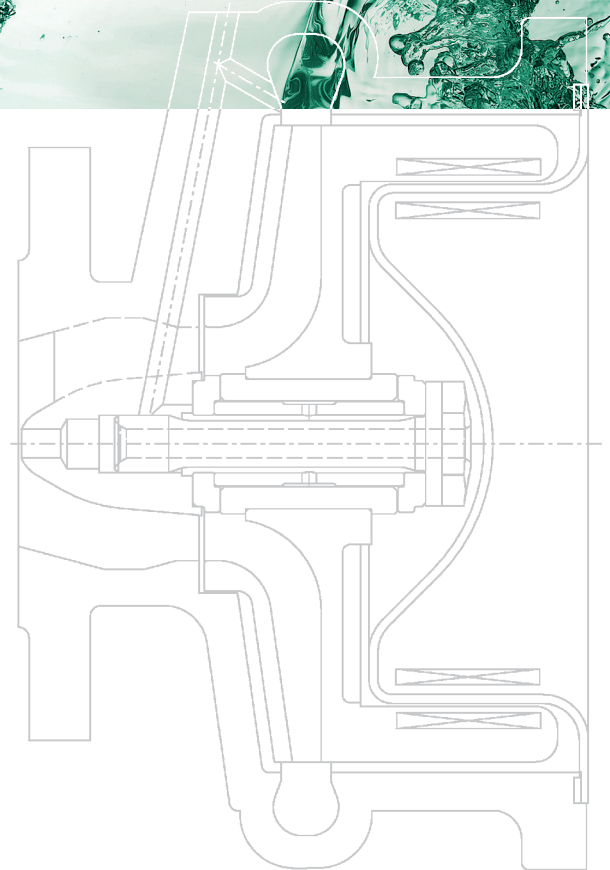
Self-priming magnetic drive chemical process pump

MKTP

Magnetic drive chemical process sump pump

Designed to:
DIN EN ISO 2858, 5199 and 15783

Compliant with:
EC Machinery Directive
EC ATEX Directive





Closed impeller of stainless steel magnetic drive pumps



CP Pump Systems

Stainless Steel Magnetic Drive Centrifugal Pumps

Our company

CP is a highly innovative Swiss company with a rich tradition. Since 1948 we have specialised in developing and manufacturing premium quality high-tech products and providing services for international customers with the most rigorous requirements.

We produce reliable and innovative centrifugal pumps for the chemical, pharmaceutical, biotechnology, food and beverage, and pulp and paper industries. Through our network of representatives in more than 40 countries, we offer first-class advice and ensure efficient customer service locally, around the world.

Reflecting our deep commitment to energy efficient products and services, we deliver environmentally friendly solutions that always go hand in hand with maximum safety and economy. As a pioneer in this area, we advise and assist customers with a wide range of needs – throughout the value chain.

CP operates a quality management system certified to ISO 9001.

Stainless steel magnetic drive centrifugal pumps

The MKP, MKP-S and MKTP sealless magnetic drive pumps are ideal to meet the stringent requirements of chemical processing and a multitude of other industries. These highly advanced and extremely energy efficient pumps are built to handle a huge variety of fluids reliably and absolutely safely.

With their special design using an inverted drive configuration, the MKP, MKP-S and MKTP pumps require no plain bearing carrier. The pumped fluid provides optimum lubrication and cooling of the single, centrally located impeller bearing assembly, also allowing solids-laden and low-boiling liquids to be pumped. Depending on the pumped medium, they can handle fluids containing solids in concentrations up to 30 per cent with a particle size up to 1 mm.

The pump impeller rotates stably about a stationary axis on the gyroscopic principle, maintaining a perfect hydraulic balance. This minimises bearing loads, increasing the reliability of pump operation.

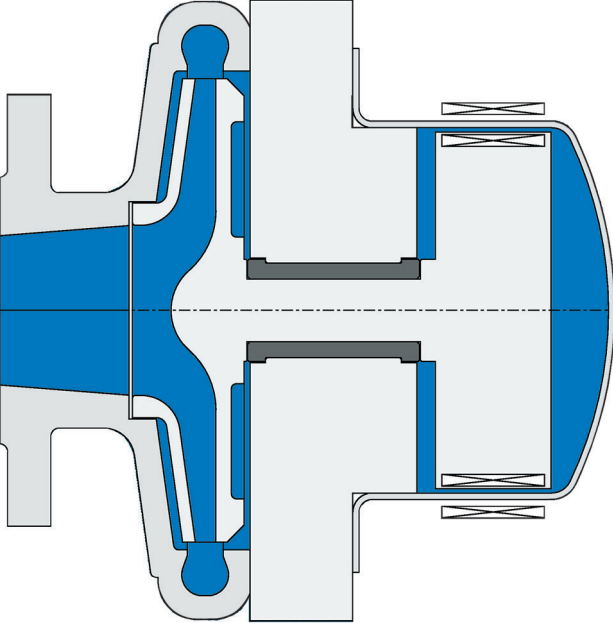
Added to their compact design with virtually no dead areas, the MKP, MKP-S and MKTP pumps are constructed with just a few, robust components. An intelligent modular system facilitates assembly and keeps the costs of spare parts, maintenance and servicing to a minimum.



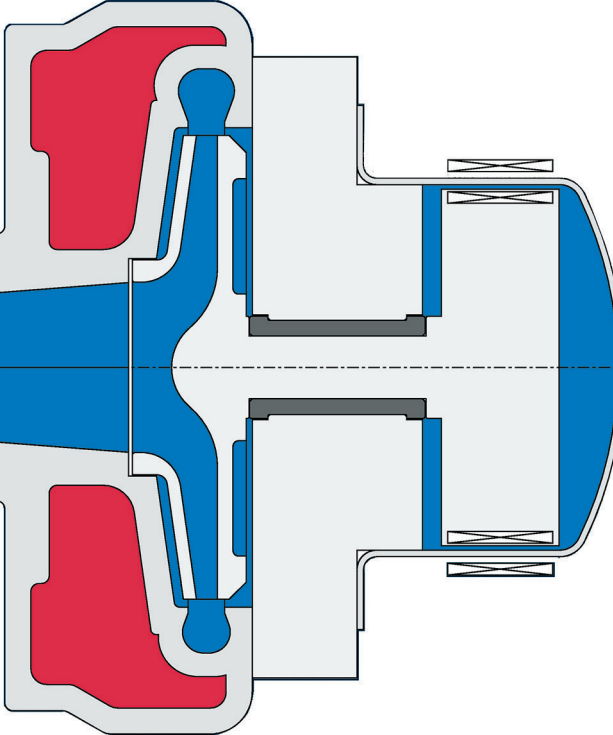
MKP with baseplate and motor
horizontal close-coupled (-100°C to +250°C)

Conventional Design

Conventional magnetic drive pump design without heating jacket

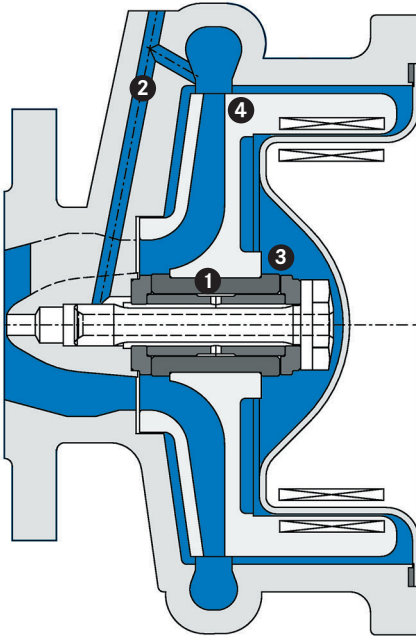


Conventional magnetic drive pump design with heating jacket





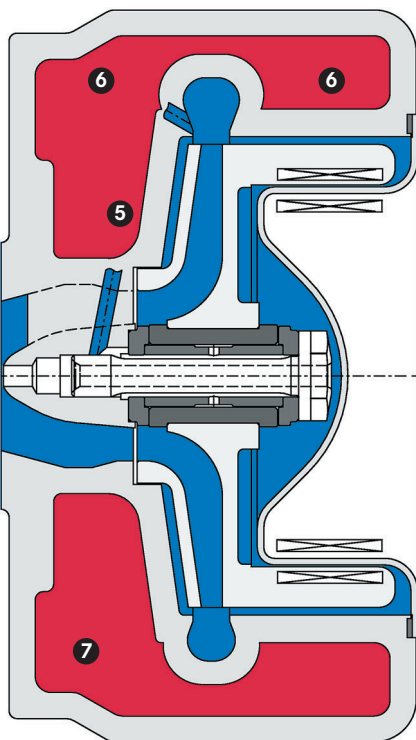
CP's MKP with inverted drive configuration unique - simple - compact



MKP without heating jacket

The MKP's design offers key advantages over conventional pump designs:

- 1 The centrally located bearing assembly, minimal bearing loads and absence of a plain bearing carrier ensure highly reliable operation and allow superior handling of solids-laden and low-boiling fluids.
- 2 A large flush line branching off from the volute provides excellent lubrication and cooling of the bearing assembly with the pumped fluid.
- 3 The compact design with virtually no dead areas means that suspended solids can also be pumped.
- 4 Simple construction and few components make the pump very easy to assemble.



MKP with heating jacket

The MKP's design offers key advantages over conventional pump designs:

- 5 Heating the entire pump with a single heating jacket cuts installation costs.
- 6 Excellent heat distribution in the interior of the pump reduces temperature differences and prevents cold zones.
- 7 High heat transfer efficiency, with the heating energy delivered directly into the fluid chamber, shortens heat-up times.

MKP

Stainless Steel Magnetic Drive Chemical Process Pump

Available in a variety of designs and configurations, the MKP can be customised and tailored perfectly to each specific pumping application. Its connection dimensions and performance data conform to DIN EN ISO 2858, making the MKP easy to retrofit into any installation to replace old pumps.

Technical data

Capacities (min./max.)	0.25 to 1300 m ³ /h
Heads (min./max.)	3 to 145 m
Temperatures (min./max.)	-100°C to +350°C
Kinematic viscosities	0.5 to 350 mm ² /s
Solids concentration	up to 30% depending on fluid

Directives

EC Machinery Directive

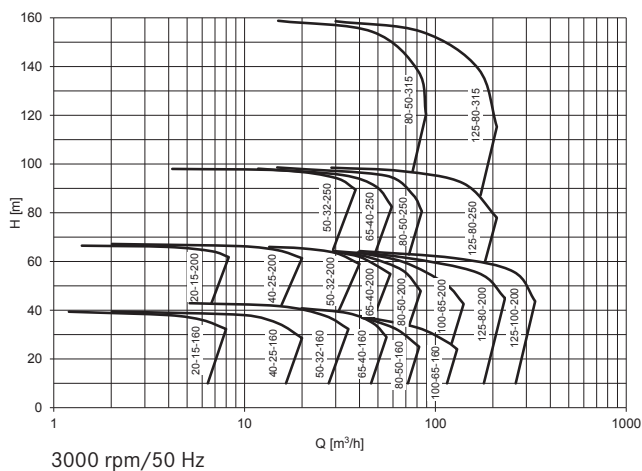
EC ATEX Directive

Standards


DIN EN ISO 2858

DIN EN ISO 5199

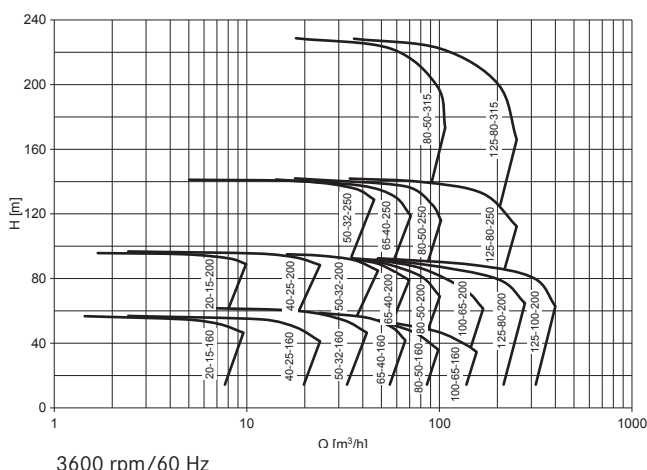
DIN EN ISO 15783




3000 rpm/50 Hz



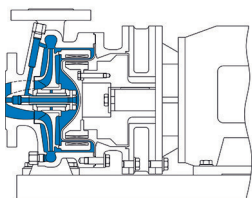
1500 rpm/50 Hz



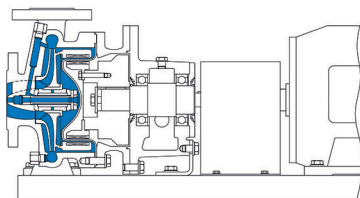
3600 rpm/60 Hz



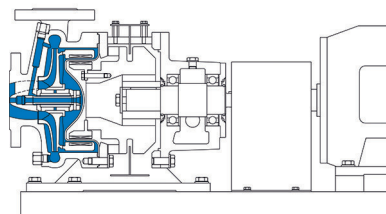
1800 rpm/60 Hz



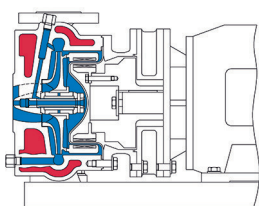
Close-coupled MKP
with baseplate
-100°C to +250°C



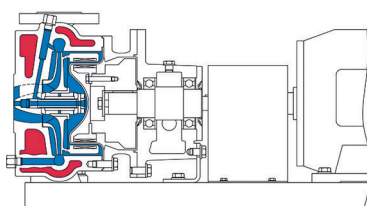
Frame-mounted MKP
with baseplate
-100°C to +250°C



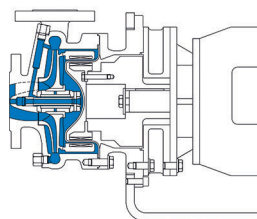
Frame-mounted MKP HT (high temperature)
with centreline support
-100°C to +350°C



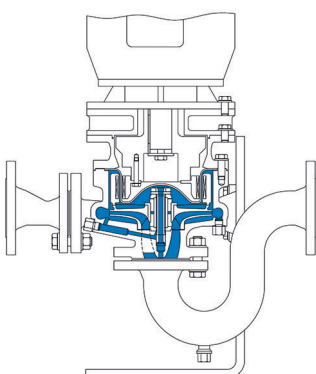
Close-coupled MKP with heating jacket
with baseplate
-100°C to +250°C



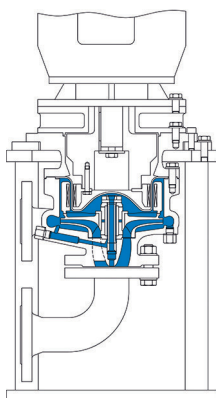
Frame-mounted MKP with heating jacket
with baseplate
-100°C to +250°C



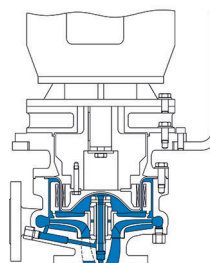
Close-coupled MKP
with bracket
-100°C to +250°C



Vertical in-line close-coupled MKP
with angle stand
-100°C to +250°C



Vertical close-coupled MKP
with stand
-100°C to +250°C



Vertical close-coupled MKP
with bracket
-100°C to +250°C

MKP-S

Stainless Steel Self-Priming Magnetic Drive Chemical Process Pump

The MKP-S features an integral priming chamber in the casing. A separate priming tank is not necessary because the pump evacuates the suction line itself by creating a vacuum. The MKP-S can even readily pump entrained air in the suction line while running, thus increasing reliability of operation. This pump achieves suction lifts up to 8.5 m.

Technical data

Capacities (min./max.)	1 to 80 m ³ /h
Heads (min./max.)	5 to 60 m
Temperatures (min./max.)	-100°C to +250°C
Kinematic viscosities	0.5 to 350 mm ² /s
Solids concentration	up to 30% depending on fluid

Directives

EC Machinery Directive

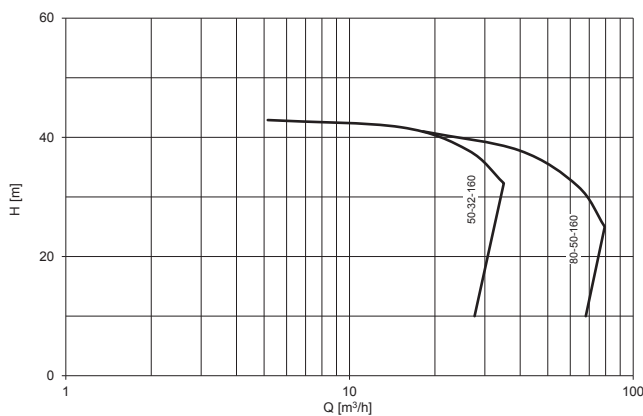
EC ATEX Directive

Standards

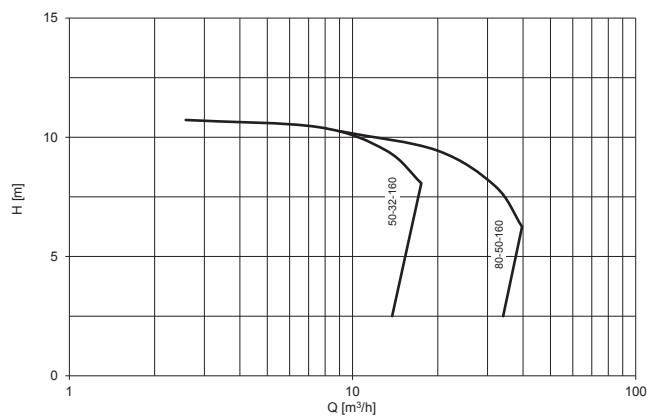
DIN EN ISO 2858

DIN EN ISO 5199

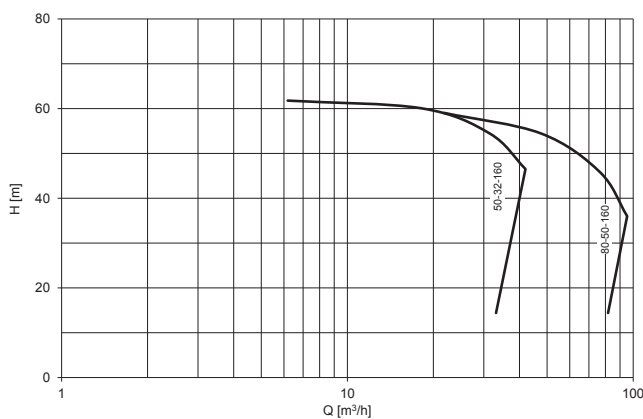
DIN EN ISO 15783



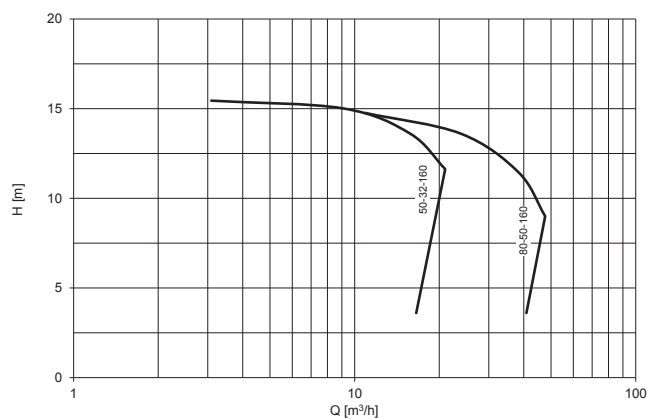
3000 rpm/50 Hz



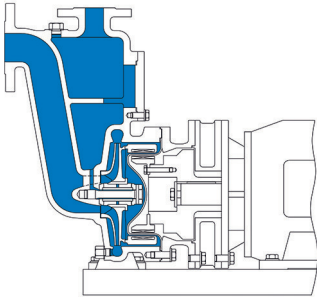
1500 rpm/50 Hz



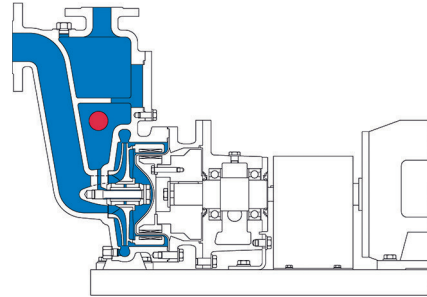
3600 rpm/60 Hz



1800 rpm/60 Hz



Close-coupled MKP-S
with baseplate
-100°C to +250°C



Frame-mounted MKP-S with heating (heat exchanger)
with baseplate
-100°C to +250°C



MKP-S with baseplate and motor
horizontal close-coupled (-100°C to +250°C)

MKTP

Stainless Steel Magnetic Drive Chemical Process Sump Pump

The MKTP is designed for efficiently emptying tanks that have no bottom drain. It pumps corrosive media absolutely safely, ensuring that no fluid or vapours emitted can escape into the atmosphere. This pump is available with a column length up to 4 m and can also be supplied with a double-walled jacketed discharge pipe.

Technical data

Capacities (min./max.)	0.25 to 250 m ³ /h
Heads (min./max.)	3 to 100 m
Temperatures (min./max.)	-20°C to +170°C
Kinematic viscosities	0.5 to 350 mm ² /s
Solids concentration	up to 30% depending on fluid

Directives

EC Machinery Directive

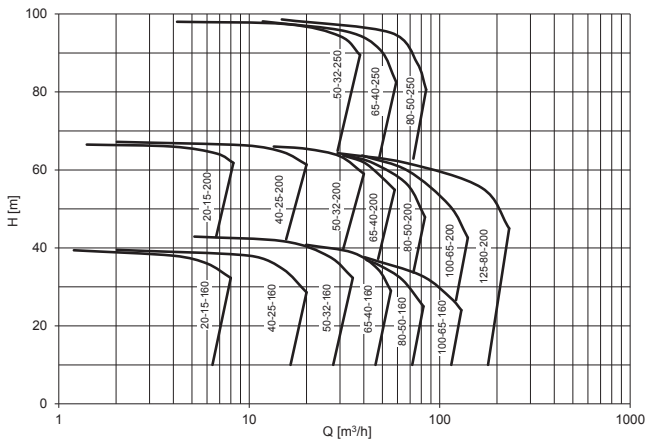
EC ATEX Directive

Standards

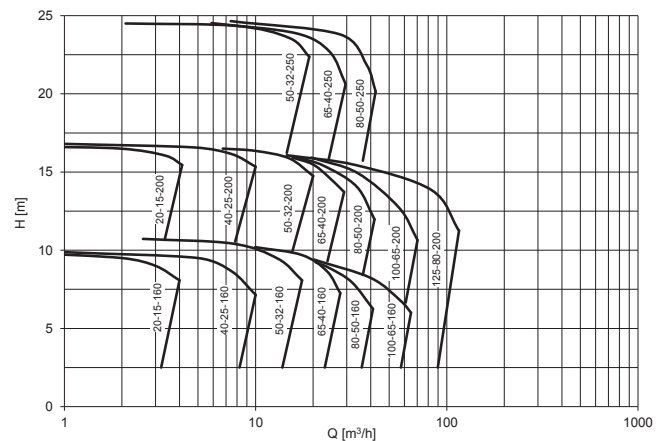
DIN EN ISO 2858

DIN EN ISO 5199

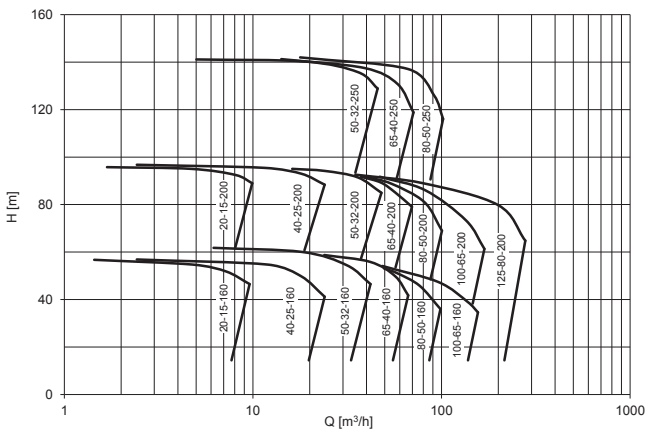
DIN EN ISO 15783



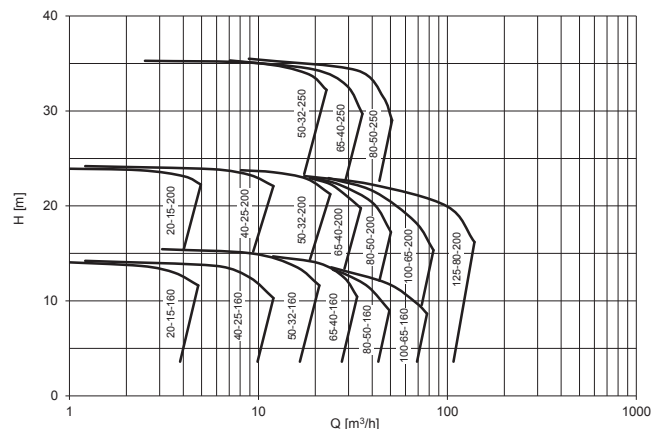
3000 rpm/50 Hz



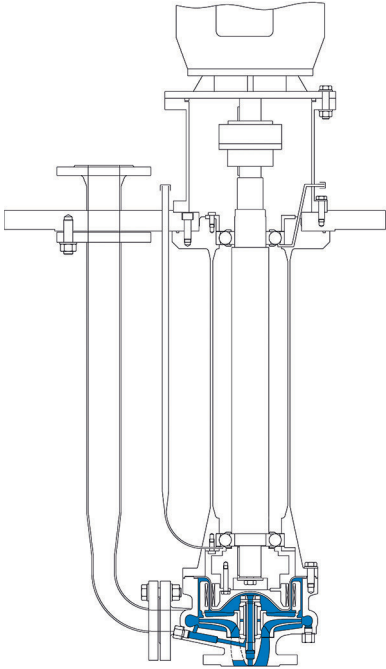
1500 rpm/50 Hz



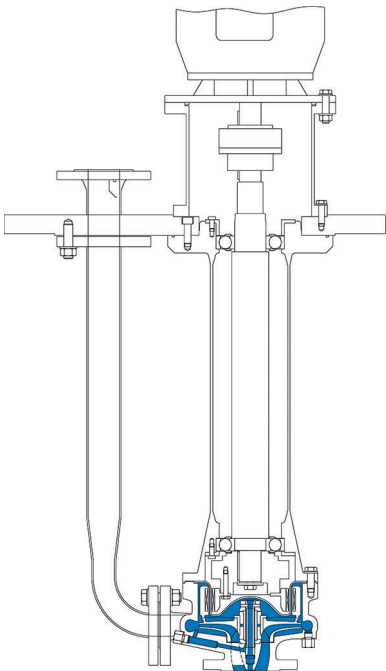
3600 rpm/60 Hz



1800 rpm/60 Hz



MKTP with regreasable anti-friction bearings
vertical frame-mounted
-20°C to +170°C



MKTP with greased-for-life anti-friction bearings
vertical frame-mounted
-20°C to +170°C



MKTP with motor
with jacketed discharge pipe
vertical frame-mounted (-20°C to +170°C)

Applications

versatile – complex – special

CP's stainless steel magnetic drive pumps are engineered to meet the most stringent quality standards and ensure reliability and utmost safety in production operations. Suitable for many different fluids in a variety of industries and processes, they are capable of handling low, medium and high flow volumes. CP's magnetic drive pumps offer tremendous advantages, especially in pumping very sensitive or hazardous substances.

Industries

- Chemical processing: basic and fine chemicals (agrochemicals, speciality chemicals)
- Pharmaceuticals
- Biotechnology processing
- Food and beverages
- Pulp and paper

Processes

CP's stainless steel magnetic drive pumps are designed for a wide range of processes, including:


- Aseptic processes
- Chlor-alkali electrolysis
- MDI processes
- Refrigeration and heating cycles
- Tank unloading
- TDI processes

Fluids

CP's stainless steel magnetic drive pumps can handle acids, bases, solvents, heated, crystallising and refrigerated liquids, as well as fluids containing solids. For example:

- Hydrogen peroxide
- Molten sulphur
- Nitric acid
- Oleum
- Phosgene
- Phosphoric acid
- Potassium hydroxide solution
- Sodium hydroxide solution
- Sulphuric acid
- Toluene

Our sales staff will be glad to give you personalised advice tailored to your specific needs, industry, processes and fluids.





Energy Efficiency in Industrial Processes

sustainable – responsible – ecological

Nowadays, industry is facing increasing demands to improve sustainability and energy efficiency. Pumps are considered to play a key role since two thirds of the energy used in industry is consumed by motor systems. As pumping systems account for around one quarter of this consumption, they offer vast potential to save energy and costs. Already recognising this back in 1999, CP acted accordingly and has become a pioneer in energy-saving pumping equipment.

In recent years, we have continuously enhanced the hydraulic performance of numerous pump systems, increasing their efficiency by up to 30 per cent. At the same time, we have steadily improved pump safety, a mission we have vigorously pursued ever since our company was established in 1948.

We are wholeheartedly committed to promoting sustainable manufacturing in industry around the world: with energy efficient systems and in-depth expertise in all facets and phases of an industrial pumping facility – from planning through production and operation to quality assurance. Our customers benefit from a comprehensive range of bespoke solutions that reduce costs and CO₂ emissions over the long term.

Cleaner pumps, cleaner planet: we firmly believe that sustainable research, thinking and action always pay off for everyone.



Options

comprehensive – individual – combinable

Casing

Materials

- Stainless steel*
- Uranus® B6*
- Nickel-base alloys, e.g. Hastelloy® B or C*
- Pure nickel
- Titanium

Pressure ratings

- PN 16
- PN 25

Connection flanges

- Flange to EN 1092-1
- Flange drilled to ANSI/ASME B16.5

Additional connections

- Casing drain (with or without flange)
- External flush connection for bearing lubrication and/or flushing and cooling the magnet assembly
- Manometer connection on the casing
- Lantern monitoring connection
- Flange connection for heating jacket**
- Heating jacket drain (with or without flange)**
- Other casing connections to meet customer needs

Gasket materials


- PTFE
- Graphite/stainless steel 1.4401
- Graphite/nickel-base alloy 2.4819 (Hastelloy® C-276)
- Sigma 511®/NT-CHEM-beige®

Plug seal materials

- PTFE
- Silver-plated nickel

Casing wear ring

Al₂O₃ ceramic coating



Bearing assembly

Materials

- SSiC (sintered silicon carbide)
- SSiC with graphite
- SSiC with diamond-like coating (ADLC)
- SSiC with FuturaSafe®
- Nickel-bound tungsten carbide
- Nickel-bound tungsten carbide with diamond-like coating (ADLC)



* Also available for jacketed casing.

** Available for jacketed casing only.

Containment shell

Materials

- Stainless steel
- Hastelloy® C
- Titanium
- Heavy-duty plastic (eliminating eddy current losses)
- Zirconia ceramic (eliminating eddy current losses)

Al₂O₃ ceramic coating

Containment shell vortex breaker

Containment shell insulation

Double-walled containment shell with leakage monitoring



Pump protection

Containment shell thermocouple

Double-walled containment shell with leakage monitoring

Pt100 temperature probe

Motor load sensor



Mounts

Types


- Baseplate
- Bracket
- Stand
- Angle stand
- Centreline support
- Stilt support plate

Materials

- Steel
- Stainless steel

Stilts

Drip pan



Bearing frame

Lubrication

- Oil lubrication
- Grease lubrication


Oil lubrication options

- Hermetic seal (MagTecta OM™)
- Constant level oiler
- Oil cooling with or without thermostat

Coupling

Coupling guard

- Steel
 - Brass
-




The options vary depending on the pump model.
Our sales team will be glad to advise you in detail.



Sectional Views

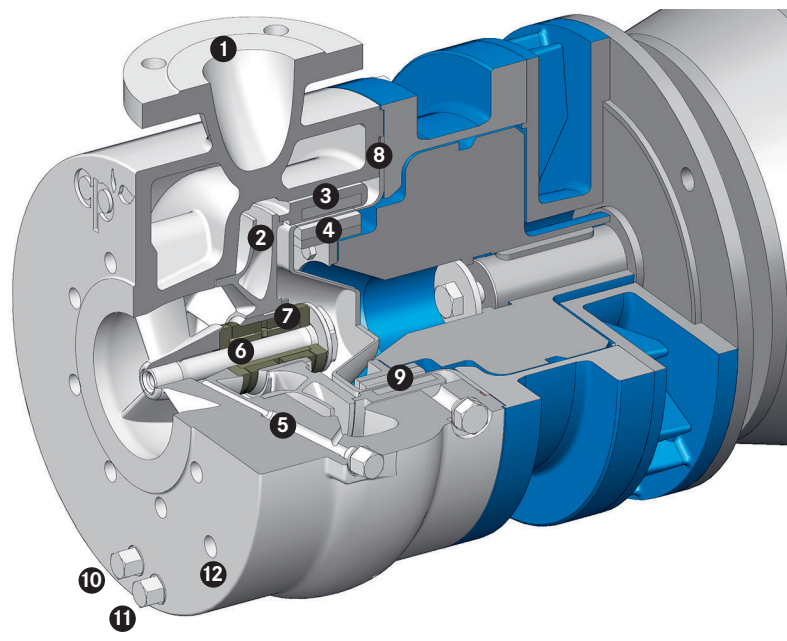
MKP without heating jacket

horizontal frame-mounted (-100°C to +250°C)



MKP with heating jacket

horizontal close-coupled (-100°C to +250°C)



- | | |
|---|---|
| 1 Pump casing | 7 Plain bearing assembly |
| 2 Impeller | 8 Hermetically sealed containment shell |
| 3 Driven magnet assembly (on product side) | 9 Containment shell thermocouple |
| 4 Drive magnet assembly (on atmospheric side) | 10 Casing drain (pumped fluid) |
| 5 Internal bearing lubrication or external flush connection | 11 Heating jacket drain |
| 6 Single impeller locking sleeve | 12 Cooling or heating fluid connection |



CP Pump Systems

Our Product Portfolio

Customer service

We offer the highest quality, many years of experience and first-class advice from a single source. Our bespoke pump systems meet a wide range of different requirements.

CP's customers benefit from a full service offering: the fastest availability of genuine spare parts, a complete set of technical documentation, competent and efficient customer support, and a dynamic and flexible repair service. All these services ensure that your pumps will operate faultlessly. Having representatives in more than 40 countries, we can provide local advice and support directly to our customers where required.

Energy efficiency consulting

As a trend scout specialised in energy efficiency, CP can deliver a wide spectrum of services relating to pumps and motors: comprehensive advice, in-depth system analysis, meticulous planning and design. Our goal is to actively help our customers optimise the energy consumption of their pumping systems and thereby cut costs over the long term.

Backed by our many years of broad experience, we today advise and assist customers in both the private and public sectors. These include owners and operators of fluid processing plants in the chemical, pharmaceutical and diverse other industries.

Are you interested? Do you have any questions? We would be happy to discuss all the different options with you personally.

Stainless steel magnetic drive centrifugal pumps

MKP

Magnetic drive chemical process pump

MKP-S

Self-priming magnetic drive chemical process pump

MKTP

Magnetic drive chemical process sump pump

MKP-ANSI

Magnetic drive chemical process pump

MKPP

Magnetic drive in-line chemical process peripheral pump

SZMK

Magnetic drive in-line chemical process pump

Mobile centrifugal pump

Mobile magnetic drive chemical process pump

Stainless steel magnetic drive biotech process pump

MKP-Bio

Magnetic drive centrifugal pump for sterile processes

PFA lined magnetic drive centrifugal pumps

MKPL

Magnetic drive chemical process pump

MKPL-S

Self-priming magnetic drive chemical process pump

Solid PTFE magnetic drive centrifugal pumps

MSKP

Magnetic drive chemical process pump

MSKPP

Magnetic drive chemical process peripheral pump

MSKS

Self-priming magnetic drive chemical process side channel pump

Stainless steel mechanical seal centrifugal pumps

ZMP

Mechanical seal chemical process grinder pump

PFA lined double mechanical seal centrifugal pump

EB

Double mechanical seal chemical process pump

Ceramic lined double mechanical seal centrifugal pump

ET

Double mechanical seal chemical process pump



Improving energy efficiency in pumping systems helps to create a cleaner planet.

Your CP distributor

A-PF SOLUTIONS®
Quality first

A-PF Solutions s.r.l.

+ 32 (0)478 29 26 69

info@apfs.be

www.apfs.be

If empty, please find your local CP distributor on www.cp-pumps.com or contact CP directly: +41 62 746 85 85 /info@cp-pumps.com.

