



## SELF-PRIMING CENTRIFUGAL PUMPS - CNH Series CNH



HYGIENE



BIOTECHNOLOGY



INDUSTRIAL

*The CNH series is made up of single-stage centrifugal pumps with self-priming device, axial suction port, open centrifugal impeller and independent shaft.*

*The self-priming device is made up of a helical rotor installed in front of the impeller and a rotor chamber which is off-centre in relation to the axis of the centrifugal stage.*

*The series is made up of range of 2 models with open impeller, independent shaft and standard IEC motor.*

*Mixed construction: pressed/cast stainless steel - AISI 316L (1.4404) - CF3M (1.4409).*

*Investment casting and electrochemical polishing treatment guarantee excellent levels of surface finish.*



*The pump incorporates a self-priming device which gives the centrifugal pump its suction capacity; this component guarantees continuous pump operation in applications handling biphasic fluids.*

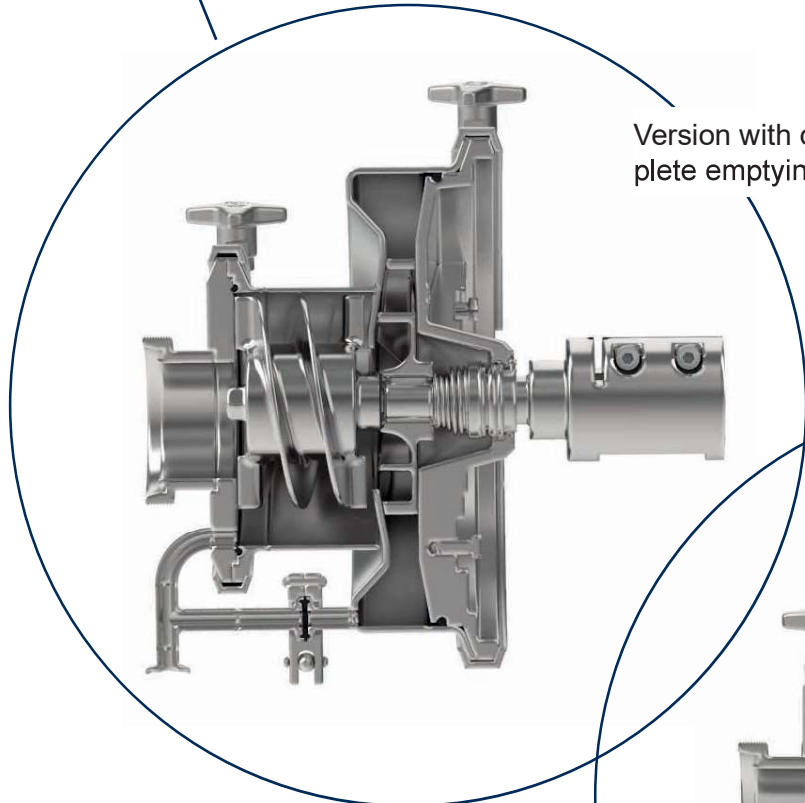
*CNH self-priming centrifugal pumps can be used in industrial applications, for example in the food, dairy and beverage sectors, for tank emptying operations, CIP solution recirculation and for handling liquids with a high air content.*

Close-coupled construction made entirely from stainless steel with standard motor, shaft with compression locking, internal seal and open impeller based on CN series pumps.




The clamp casing and seal design allows quick disassembly for inspection, cleaning and maintenance. It also enables the delivery port to be rotated to any position for easy installation. Protective motor shroud

Series of pumps available in two different versions of liquid recirculation:



Version with drainage feature guarantees complete emptying of the pump;



Version without drainage.



Investment cast double vane rotor for creating the liquid ring inside the front section of the pump body.



Open reverse vane impeller with increased dimensions, designed in accordance with performance optimization criteria.

## TECHNICAL DATA

Flow rate up to 60 m<sup>3</sup>/h  
 Head values up to 70 mH<sub>2</sub>O  
 Maximum suction pressure 4 bar (PN 10)  
 Temperature range: -10°C to +120°C

### Seals:

Hygienic mechanical seals with seat standardized to EN 12756, ISO 3069 standards

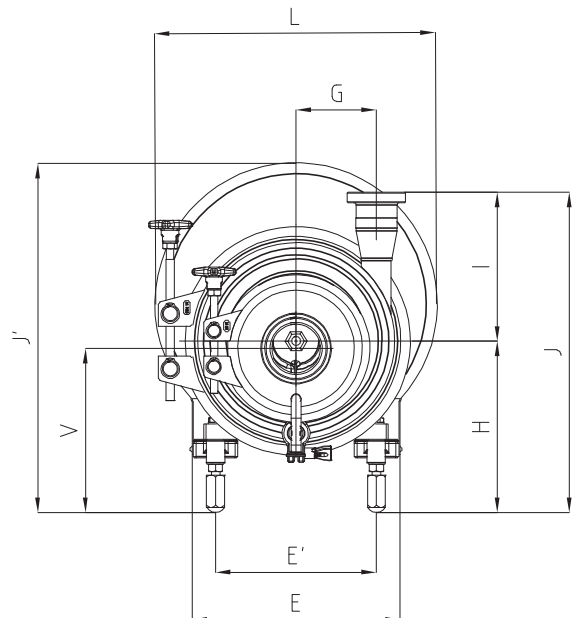
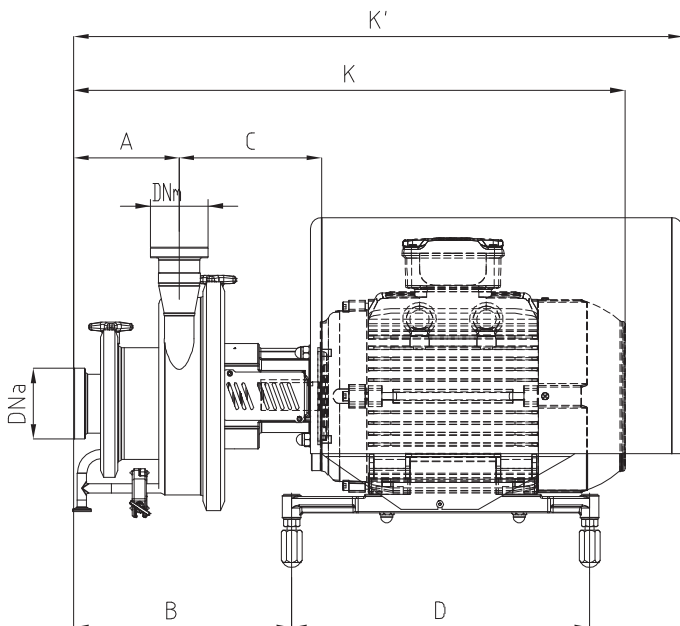
Seal materials (FDA Regulation (EC) No. 1935/2004 ):

EPDM  
 Fluorocarbon  
 P.T.F.E. (Fep)

### Connections:

DIN - SMS - IDF - BS / RJT - DS - CLAMP and EN 1092-1 PN 16 flanges and, on request, available in compliance with international standards.

## OVERALL DIMENSIONS



Dimensions not binding - DN = DIN 11851 female connection with standard IEC/EN motors

Pump type	IEC motor dimensions:	DNa	DNm	A	B	C	D	E	E'	G	H	K	K'	I	J	J'	L	V							
CNH 2	112	65	50	144.5	314.5	187	315	180	243	108	196	663.5	748.5	210	406	445	369	144							
	132 S				293.5		400	216	279		192	700.5	818.5		402	442	380								
	132 M				738.5																				
CNH 3	132 S	80	65	164.5	314.5	188.5	400	216	279	129	214	723.5	840.5	268	482	467	380	166							
	132 M				301							218.5							475	270	333	761.5	466	528	473
	160				867.5							998.5													



A-PF Solutions s.r.l.

+32 (0)478 29 26 69

info@apfs.be

www.apfs.be



All the instructions, data and representations (in whatever way executed) listed in this publication are indicative and do not bind. C.S.F. does not stand surety or undertake any obligation for the utilisation of this document and for the information contained. In particular, it does not guarantee against omissions or errors of the data and drawings here indicated. Notice that the technical specifications, information and representations in this document are merely indicative and approximate. C.S.F. INOX reserves the right at any moment and without notice to modify the data, drawings and information indicated in this document.